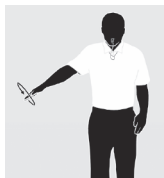


OFFICIALS SIGNALS




**Illegal
Alignment/
Improper Service/
Inaccurate Lineup**

1. ILLEGAL ALIGNMENT/IMPROPER SERVER/INACCURATE LINEUP — SERVER: Make a slow circular motion with arm and hand outstretched on the side of the violating team, palm down; then indicate the player(s) involved.

At the moment the ball is contacted for the serve, there is:

- Overlapping by adjacent players other than the server.
- Positioning of any player other than the server outside the boundaries of the playing area.
- An improper server.
- A libero replacement takes place after the whistle/signal for serve.
- An illegal libero replacement is discovered in the set.
- An illegal substitute is discovered in the set.
- Failure to submit an accurate lineup.
- Late submission of roster.

PENALTY: Point



Line Violation

2. LINE VIOLATION — Indicate the line where the violation occurred by extending arm and pointing toward the line with the index finger.

- Server, at the moment of contact, steps on the end line or the floor outside the lines marking the width of the serving area.
- A player, while the ball is in play, touches the floor completely across the center line without part of the hand/hands or foot/feet remaining on or above the center line or
- A player contacts the floor across the center line with any part of the body other than the hand/hands or foot/feet.

PENALTY: Point




Illegal Hit

3. ILLEGAL HIT — Slowly lift one arm and hand with the palm up on the side of the violating team, then hold the signal momentarily about chest high.

- Ball visibly comes to rest or involves prolonged contact with the player.
- Server having more than one re-serve or illegal service during one team's term of service.

PENALTY: Point



Delay of Service



**Over-the-Net
Fault**



**Net Fault/
Net Serve**

4. DELAY OF SERVICE — Raise the hand on the server's side to a vertical position to head height with the fingers spread, palm forward.

- A serve which is not contacted within five seconds after the first referee's signal to serve.

PENALTY: Point

5. OVER-THE-NET FAULT — Pass forearm, palm down, over the net, originating from the side of the net where the fault occurred.

- A player illegally contacts a ball which is completely on the opponent's side of the net.
- Contact with an opponent over the top of the net.

PENALTY: Point

6. NET FAULT/NET SERVE — Hold the arm outstretched on the side of the violating team with open hand, fingers together and palm toward the net, but not touching the net.

Note: Second referee moves to the offending team's side of the net, maintains position back from the court, extends the arm on the offending team's side of the net, without touching the net. The second referee does not repeat this signal for a net serve violation.

- Illegally touching net, net cables or net antenna.
- Interference with an opponent's effort to play the ball under or through the net.
- Served ball touches net and does not go over or passes under the net.
- Served ball hits a teammate.
- First referee and second referee signal number of offending player for net fault and use informal hand signals for number.

Note: Right hand is base hand for numbers 0-9, show the appropriate fingers. Number 10 is a closed fist of right hand. Numbers 11-19 combine the above signals. For numbers 20 and above show the first digit with the right or both hands, then the second digit with the right or both hands. (See Informal Officials' Signals, Pages 91-93)

PENALTY: Point



Legal Back-Row Attacker

7. LEGAL BACK-ROW ATTACK — Arm on attacker's side of net is extended parallel to the floor at chest level, palm down. Then make one slight horizontal sweeping motion when, in the judgment of the first referee, it is needed to indicate a legal back row attacker.

Note: This signal is to be used only by the first referee and only when necessary to discern whether the play is legal.



Illegal Attack

8. ILLEGAL ATTACK — Raise hand on the side of the offending team with palm forward, head high and move forearm forward and downward.

- A receiving player attacks a served ball which is completely above the top of the net and it completely crosses the net or is contacted by an opponent.
- A back-row player returns a ball which is completely above the top of the net while positioned on or in front of the attack line or its out-of-bounds extension or is in the air, having left the floor on or in front of the attack line or its out-of-bounds extension.
- Any player completes an attack involving a set by the libero using finger action, while positioned on or in front of the attack line and the attacker contacts the ball that is completely above the height of the net. The illegal attack is credited to the libero.
- The libero completes an attack that is completely above the height of the net from anywhere on the court.

PENALTY: Point




Illegal Block/Screen

9. ILLEGAL BLOCK/SCREENING — Raise both hands to head height, palms forward.

- A back row player participates in a block.
- A player participates in a block of the serve.
- In the judgment of the first referee, the receiving player's view of the contact of the serve and/or the path of the served ball was obstructed by the serving team.
- Libero blocks or attempts to block.

PENALTY: Point



**Ball
Touched**

10. BALL TOUCHED — The hand on the side of the offending team is held beside the head with the palm facing the head, then brush upward across the fingertips one time with the other hand, palm forward.

- Used to indicate a touch off a block or a team's first, second or third contact with the ball landing out of bounds on that team's side of the net.
- Balls that contact a blocker(s) before landing out of bounds on the blocking side of the net.
- May be used by the first referee to clarify a touch as opposed to a fourth contact, as play continues.

PENALTY: Point



Four Hits

11. FOUR HITS — The hand and arm on the side of the offending team is held head high, palm forward, showing four fingers.

- Anytime a team has more than three hits before the ball is returned over the net.
- Used when the same player makes both 3rd and 4th team contacts.

PENALTY: Point



Double Hit

12. DOUBLE HIT — The hand and arm on the side of the offending team is held head high, palm forward, showing two fingers.

- Illegal multiple or successive contacts.

PENALTY: Point




**Ball Lands
Inbounds**

13. BALL LANDS INBOUNDS — Outstretched open hand, with fingers together pointing toward the center of the attack area between the center line and attack line, palm facing the net.

- The ball lands on the court, the end line or a sideline, and no violation occurs.
- The ball passes completely under the net (other than a served ball).

PENALTY: Point



Out-of-Bounds

14. OUT-OF-BOUNDS/ANTENNA VIOLATION — Raise both hands head high, fingers together, palms toward face, elbows bent.

- The ball is ruled out of bounds after completely crossing the net.
- The ball crosses the center line extended or breaks the plane of a nonplayable area beyond the legal reach of a player.
- A blocked ball returns to attacker's side and lands out of bounds.
- The ball goes into the net and lands out of bounds on the attacker's side.
- The ball hits the net on or outside the antenna, cables, net supports or referee's platform.
- The ball travels over or outside the antenna.
- A ball contacts a vertical backboard or its supports, and in the opinion of the first referee, the ball would not have remained in play had the backboard not been there.

PENALTY: Point



Begin Service

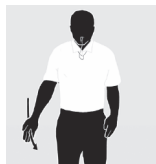
15. BEGIN SERVICE — Extend the arm at shoulder height on the serving team's side of the net with the hand perpendicular to the floor, then whistle to begin the serve and move the extended hand and arm in a sweeping motion to the opposite shoulder.



Substitution

16. SUBSTITUTION — Two short whistles, rotate open hands at shoulder height two times.

- Used by a coach to request substitution.
- Used by both referees to recognize a substitution request.



Authorization to Enter


17. AUTHORIZATION TO ENTER — Second referee extends the arm (palm forward) on the side that requested the substitution and makes a forward motion waist high, open palm toward the respective court.



Point

18. POINT — Indicate point by extending the arm in the direction of the team that will serve next, palm perpendicular to the floor.

- A point is awarded when an opponent violates a rule.
- Unnecessary Delay awarded and team has used its two time-outs.
- Red card or disqualification.
- Request for a third time-out.



Replay/Re-serve

19. REPLAY/RE-SERVE — Both hands formed into fists, thumbs up and held at shoulder height in front of the body.

- Serving again without awarding point or rotation of service.
- When a replay occurs because of a double fault during a live ball, each team's fault shall be signaled prior to the replay signal.
- Serving unintentionally before first referee's whistle/signal to serve.
- In the referee's judgment, play is disrupted.




Illegal Substitution

20. ILLEGAL SUBSTITUTION — Hold arm on side of offending team with open hand, fingers together, above head height. Rotate twice with elbow bent and then indicate the court of the offending team. This signal shall be followed by the unnecessary delay signal when attempting to enter the set and illegal alignment when substitute is in the set, Signal No. 1.

- Illegal substitution

Note: Includes the re-entry or attempted re-entry of a substitute as a 19th substitution.

PENALTY: Unnecessary delay charged to offending team.



Team Time-Out



Official's Time-Out

21. TIME-OUT — Two short whistles, place the palm of one hand horizontally over the hand on the side requesting the time-out, forming a “T,” then:

- For team time-out, indicate the court of the team requesting the time-out by extending the vertical arm towards that court.
 - Used by a coach or team captain to request a time-out.
 - Used by referees to indicate a team is charged with a time-out.
- For referee's time-out, tap top of shoulders once with both hands.
 - Used by referees to indicate a referee's time-out or an injury time-out.



Unnecessary Delay

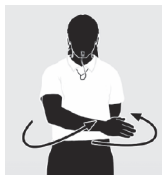
22. UNNECESSARY DELAY — With arm on side of the offending team bent across the chest, hand just below chin, place palm of opposite hand, while holding card, against the wrist. Then extend the bent arm toward the floor on the offending team's side and drop the other arm, with card, to the side of official's body. (See Unnecessary Delay – Administrative Cards)

PENALTY: Warning or Point/Loss of Rally



End of Set

23. END-OF-SET/MATCH — Upon receiving verification from the second referee, the first referee whistles to signal the set is completed by signaling arms crossed in front of the body, chest level with hands open, fingers together, palms toward chest; then extend arms outward with open hands facing toward the team bench, and players are then released to their benches.



Change of Courts

24. CHANGE OF COURTS — Raise forearms, move right arm in front of the body and left arm in back of the body with hands open. Used after non-deciding sets to direct teams to change courts (or after the coin toss prior to the final set if a change of courts is required).